

Special Education Department Chair Meeting

September 21, 2020

.....

Introduction

Grounding Activity [link](#). As you are waiting for us to get started, please visit the grounding activity and enter your answer.

to today's presentation.

[Copy](#) of Meeting Guide for participants.

This guide is intended to supplement the information shared during today's meeting. This copy is yours for taking notes and sharing with your team.

Are you using one screen and want to be able to view the presentation as well as these notes? [Follow these directions](#) to view two windows on one screen at the same time.



Do you have questions that you hope will be answered today? Add them to this [Padlet](#). If we do not answer them during the meeting, we will have time at the end to address your questions.

.....

Online Courses

Notes:

.....



Data Collection

Successes and Barriers to Virtual Data Collection	Sept 21 Meeting AM Padlet Sept 21 Meeting PM Padlet
Resources and Data Collection Tools	Special Education Instruction: Resource Hub Data Collection Tools & Sheets Progress Monitoring in a Virtual Environment: Guidance Document
Types of Data Sources	Notes / Examples
Anecdotal Records	
Checklist	
Criterion Referenced test	
Norm Referenced test	
Rubric	
Running Records	
Tests and Quizzes	
Work Samples	
Other	
Notes:	

.....



Sharing Successes

The link for this activity will be posted in the chat window

You will randomly be placed in groups. Please navigate to the slide with the number of your

group at the top. (Your room number is the number of your group)

Each group will need one timekeeper and one person to keep an eye on the chat window for messages from the moderator. Each person in the group will need to have the slide show open.

Part 1

Take 1 minute to enter your name and school in the chart on the slide that aligns with your group / room number. Pick a timekeeper and chat window watcher.

Take approximately 30 seconds each to introduce yourself and share:

Name

School

Role (department chair, administrator, etc.)

Length of time in role

An adjective to describe how you are feeling now that we are starting the third week of school

Part 2

You made it! You have helped your school prepare for and get through the first two weeks of a school year which has started unlike any other. While the “what” of our work has not changed much, the “how” has changed tremendously. Undoubtedly there have been a few bumps in the road, however, each of you have come up with new ways to do the work that needs to get done. This activity provides your group an opportunity to share the strategies that have worked to get your school and special education team through the first few weeks of the 2020-21 SY.

See slide 2 for your group. Think of a strategy you have tried this year that worked. Say the strategy out loud and add it to the left column of the appropriate chart. Only add one strategy per turn. Each person will get multiple turns. Don't be limited by the categories provided - Team members are encouraged to add strategies that they found to be successful in the 'Other' section of the chart.
<6 minutes>

Part 2. Once everyone is done, add your initials to the right hand column in each section to a total of 4 strategies for which you would like more information or plan to duplicate. Which 4 strategies have the most votes? <2 minutes>

Part 3. Take 5 minutes to discuss the strategies which have the most votes to learn more about them.

Bonus: If you have time, discuss how you will share the information from today's meeting with your special education team.

The moderator will pull everyone back to the main room at the end of the time.

.....

Primary Case Manager (PCM) in SEA-STARs

Notes:

Primary Case Manager and Staffing

Save Undo Export

Grade Primary Service Category S/R Addl. Services Primary Disability Assigned Primary CM Assigned By Current Program Projected Program Projected School

Clear All Filters

Students Deselect All Students

Add/Remove PCM	Student Name	Student ID	Grade	Primary Service	S/R	Primary Serv. Hrs Total/Wk	Add. Services	Total Serv. Hrs/Wk	Primary Disability	Assigned Primary CM	Assigned By	Current School Year Program	Projected Program: Next School Year	Projected School: Next School Year
<input type="checkbox"/>	[blurred]	0	06	AUT	S	16.00		16.00	AUT	Cam	[blurred]	Category A: Au		
<input type="checkbox"/>	[blurred]	1	07	LD	S	16.00		16.00	LD	Ed	[blurred]	Category A: Le		
<input type="checkbox"/>	[blurred]	2	08	LD	S	16.00		16.00	LD	Guc	[blurred]	Category A: Le		

CTS Updates

<p>Naviance - Career Portfolio - 2 minute video</p> <p>Quick Reference</p>	<p>The new CTS folder in Naviance is intended to replace the hard copy white Career Portfolio. There is no expectation to transfer existing documents that are currently in the student's hard folder to Naviance but going forward this electronic folder will be used instead.</p>
<p>Middle School Transition Support for Central Office - Maggie Contreras</p>	<p>mmcontreras@fcps.edu 571-423-4499</p>
<p>Community-Based Work Experience (CWE)</p>	<p>No CWE through the first quarter. Many factors are being taken into consideration while working toward re-establishing work sites.</p>
<p>Indicator 13 - Effective Transition IEPs Indicator 14 - Post exit student engagement</p>	<p>3% of Transition IEPs reviewed required addendums to improve postsecondary goals. 12/286 IEPs were not held within the annual due date (10/12 were due during closures in early spring) All VDOE state targets were met for</p>

	indicator 14.
Postsecondary Education Bootcamp for Students with Disabilities and other CTS events	October 21 - Virtual Community Resource Fair (for students and families who may need ongoing supports after graduation) November 9 - Virtual Postsecondary Education Bootcamp
Career and Transition Services Staff Resources	This is linked from the ISD staff curriculum hub and the Special Services curriculum hub.
ETR services for alternative programs (IAS)	ETRs: Jackie Gaston and John Holloway
Notes:	

.....

Recovery Services

VDOE Considerations for COVID Recovery Services for Students with Disabilities http://www.doe.virginia.gov/support/health_medical/covid-19/guidance_on_recovery_services.docx	Special Education COVID-19 Information VDOE document
---	---

.....

DP&E Corner

SEA-STARs Training Matrix	504 Staff Course Requirements
DPE webpage: http://fcpsnet.fcps.edu/ssse/Mont_Comp/	
SEA-SARS Training and Certification	
Hearing and Vision Screenings	

Present Level of Performance (PLOP)	
Prior Written Notice (PWN)	
Progress Monitoring Tools	
Progress Reports	
Section 504 Initial Qualification Progress	
Notes:	

.....

OSEI Updates

Important Reminders	
<p>Category A: Case managers are expected to connect with their students at least once every two weeks outside of scheduled classes. This may be during individual appointments set up during office hours.</p> <p>Category B: Check-in with parents once every two weeks.</p>	
General Information	
Special Education Virtual Instruction Resource Hub	Links to resources you and your team need for the start of the 2020-21 SY.
DSS School-based Support Contacts	Includes the names of the staff providing direct support to your school.
Instructional Support	
Research-based Program Use	Wondering what aspects of our research-based programs can be used in the virtual environment? Check here .

Program Matching	Even though the start of this school year is different than other years, teachers are encouraged to work with the Special Education Curriculum teams to make sure the desired specialized instruction program is appropriate for students.
Resources for Paraprofessionals	
Office Hours	<p>Special Education Instruction / High Incidence / Cat. A Mondays, 2:00-3:00, BBCU Link to join</p> <p>Adapted Curriculum / Cat. B</p> <p>Region 1 schools, Mondays, 12:30-1:30</p> <p>Region 2 schools, Mondays, 2:00-3:00</p> <p>Region 3 schools, Mondays, 1:30-2:30</p> <p>Region 4 schools, Mondays, 2:30-3:30</p> <p>Region 5 schools, Mondays 2:00-3:00</p>
KTEA and Brigrance Order Forms	http://fcpsnet.fcps.edu/ssse/sei/hidi/ktea/
Reading and Math Matrices	<p>Adapted Curriculum</p> <p>Reading Programs Matrix</p> <p>Math Programs Matrix</p> <p>General Curriculum</p> <p>High Incidence Literacy Matrix</p> <p>High Incidence Specialized Math Programs</p>
Updates from the Adapted Curriculum Team	Added weekly
Assessment and Accommodations	
VAAP	Information coming in October
Accommodations and Modifications	Links to resources pertaining to accommodations - including a new helpful guide from VDOE
Professional Development and Training Information	
Synchronous / "Live" Training Information	This site will be updated throughout the year.

Asynchronous / Recorded Trainings	Links to, and information on, training which can be participated in asynchronously are available at this site.
Training for Parents	
ABA Parent Training Recordings	Available here Topics include: <ul style="list-style-type: none"> ■ Developing Schedules ■ Developing Routines ■ Response Forms: Building Independence ■ Work Sprints ■ Teaching Safe Walking ■ Behind the Mask - Your Superhero Teachers - A student's guide to PPE ■ Reinforcement Series
Encouraging Positive Behaviors at Home Series Presented by Behavior Intervention Services via the Parent Resource Center	<ul style="list-style-type: none"> ● 9/24/20: Setting the Stage for Behavior: Routines, Procedures, & Expectations <ul style="list-style-type: none"> ○ Overview on establishing and maintaining routines, procedures, and expectations. ○ Strategies to teach and reinforce routines, procedures, & expectations ● 10/22/20: Challenging Behaviors Part 1: Prevention Strategies and Teaching Self-Control ● 11/19/20: Challenging Behaviors Part 2: ABCs of Behavior & How to Respond ● 12/17/20: All Behavior Happens for a Reason: Behavior as Communication ● 01/21/21: Strategies for Increasing Replacement Behaviors ● 02/18/21: Regaining Control and Teaching your Children to Follow Directions
Notes:	

.....






Questions

Enter your questions here: [Padlet](#)

Notes:


Meeting Debrief

Watering Hole Rooms #1,2,3, 4, and 5	Cave Room #6	Campfire Stay in Main Room
		
<p><i>Small group processing with thought partners Join room based on Region</i></p>	<p><i>Quiet, independent processing</i></p>	<p><i>Main group to talk with facilitators</i></p>

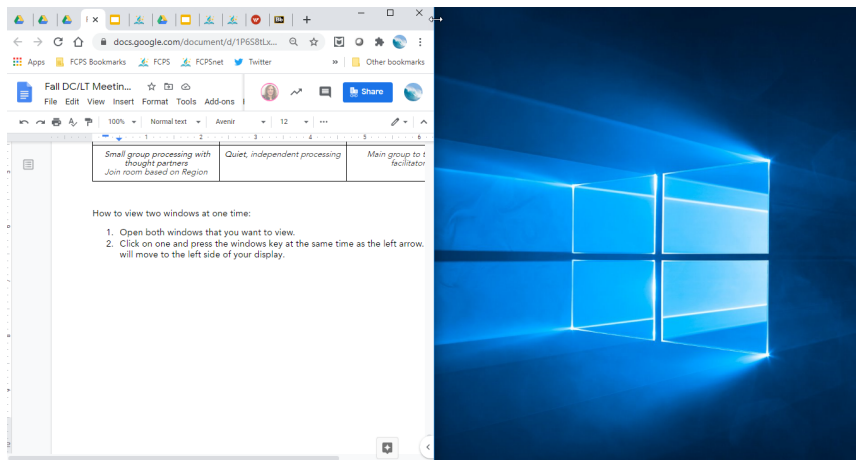
Notes:

How to view two windows on one screen:


1. Open the first program / window that you want to view.



2. Press the windows key at the same time as the left arrow key. That screen will move to the left side of your display.



3. Open the second program / window you want to view.



4. Press the windows key and the right arrow key. The second window / program will move to the right half of your screen.